

# ELEMENTO RETTILINEO CHIUSO - L = 2000 mm *Closed straight element*

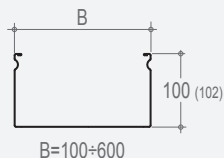
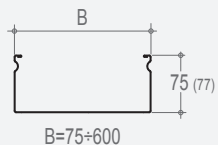
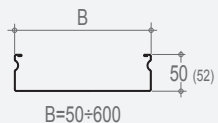
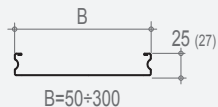
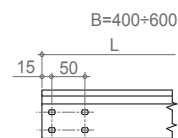
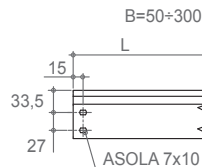
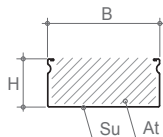
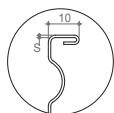
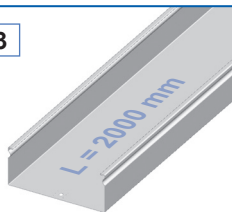
03

S

V

I

Z



S	V	I	Codice/ Code	S mm	$\Delta$ kg/m	Su mm <sup>2</sup>
A3	□	03F2A050B	0,6	0,61	78	
A3	□	03F2A075B	0,6	0,73	93	
A3	□	03F2A100B	0,6	0,85	108	
A3	□	03F2A150C	0,7	1,26	161	
A3	□	03F2A200D	0,8	1,77	224	
A3	□	03F2A300E	0,9	2,70	342	

A3	□	03F2B050B	0,6	0,85	108
A3	□	03F2B075C	0,7	1,13	144
A3	□	03F2B100C	0,7	1,26	161
A3	□	03F2B150D	0,8	1,77	224
A3	□	03F2B200D	0,8	2,09	264
A3	□	03F2B300E	0,9	3,04	387
A3	□	03F2B400F	1,0	4,16	530
A3	□	03F2B500H	1,2	5,97	756
A3	□	03F2B600H	1,2	6,92	876

A3	□	03F2C075C	0,7	1,41	179
A3	□	03F2C100D	0,8	1,77	224
A3	□	03F2C150D	0,8	2,09	264
A3	□	03F2C200E	0,9	2,70	342
A3	□	03F2C300F	1,0	3,79	480
A3	□	03F2C400G	1,1	5,01	638
A3	□	03F2C500H	1,2	6,45	816
A3	□	03F2C600H	1,2	7,39	936

A3	□	03F2D100D	0,8	2,09	264
A3	□	03F2D150E	0,9	2,70	342
A3	□	03F2D200E	0,9	3,04	387
A3	□	03F2D300F	1,0	4,23	530
A3	□	03F2D400H	1,2	5,97	756
A3	□	03F2D500H	1,2	6,92	876
A3	□	03F2D600H	1,2	7,87	996

B mm	H mm	L mm	At mm <sup>2</sup>
050	27	2000	1250
075	27	2000	1875
100	27	2000	2500
150	27	2000	3750
200	27	2000	5000
300	27	2000	7500

050	52	2000	2500
075	52	2000	3750
100	52	2000	5000
150	52	2000	7500
200	52	2000	10000
300	52	2000	15000
400	52	2000	20000
500	52	2000	25000
600	52	2000	30000

075	77	2000	5625
100	77	2000	7500
150	77	2000	11250
200	77	2000	15000
300	77	2000	22500
400	77	2000	30000
500	77	2000	37500
600	77	2000	45000

100	102	2000	10000
150	102	2000	15000
200	102	2000	20000
300	102	2000	30000
400	102	2000	40000
500	102	2000	50000
600	102	2000	60000

Su mm <sup>2</sup>	$\Delta$ kg/m	S mm	Z	Codice/ Code
91	0,81	0,7	A3 Z	03F2A050C
109	0,96	0,7	A3 Z	03F2A075C
144	1,26	0,8	A3 Z	03F2A100D
184	1,61	0,8	A3 Z	03F2A150D
224	1,96	0,8	A3 Z	03F2A200D
342	2,95	0,9	A3 Z	03F2A300E

144	1,26	0,8	A3 Z	03F2B050D
164	1,43	0,8	A3 Z	03F2B075D
184	1,61	0,8	A3 Z	03F2B100D
224	1,96	0,8	A3 Z	03F2B150D
264	2,31	0,8	A3 Z	03F2B200D
387	3,34	0,9	A3 Z	03F2B300E
530	4,54	1,0	A3 Z	03F2B400F
756	6,38	1,2	A3 Z	03F2B500H
876	7,39	1,2	A3 Z	03F2B600H

204	1,78	0,8	A3 Z	03F2C075D
224	1,96	0,8	A3 Z	03F2C100D
264	2,31	0,8	A3 Z	03F2C150D
342	2,95	0,9	A3 Z	03F2C200E
480	4,11	1,0	A3 Z	03F2C300F
638	5,42	1,1	A3 Z	03F2C400G
816	6,89	1,2	A3 Z	03F2C500H
936	7,90	1,2	A3 Z	03F2C600H

264	2,31	0,8	A3 Z	03F2D100D
342	2,95	0,9	A3 Z	03F2D150E
387	3,34	0,9	A3 Z	03F2D200E
530	4,54	1,0	A3 Z	03F2D300F
756	6,38	1,2	A3 Z	03F2D400H
876	7,39	1,2	A3 Z	03F2D500H
996	8,41	1,2	A3 Z	03F2D600H

□ Scegli il materiale/ Choose the material