

# GIUNTO DI BASE *Base joint*


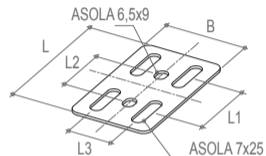
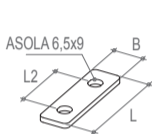
61

S

V

I

Z



S	V	I	Codice/ Code	S mm	Δ kg/pz
A3	□		<b>61X1X015M</b>	2,0	0,01

B mm	L mm	L2 mm	L3 mm
15	50	33	-

Δ kg/pz	S mm	Z	Codice/ Code
0,01	2,0	A3 Z	<b>61X1X050M</b>

S	V	I	Codice/ Code	S mm	Δ kg/pz
A3	□		<b>61X3X050K *</b>	1,5	0,05

B mm	L mm	L1 mm	L2 mm	L3 mm
47	80	42	33	25

Δ kg/pz	S mm	Z	Codice/ Code
0,05	1,5	A3 Z	<b>61X3X050K *</b>

\* Giunto necessario per la connessione di elementi rettilinei con base B ≥ 400 mm / Joint necessary for the connection of straight elements with base B ≥ 400 mm

□ Scegli il materiale/ Choose the material